

FREE

Printables

25  
Pages!

YOTO MYO  
Scavenger Hunt  
+ ACTIVITIES

with Mrs. Angelique!

@PrintableForAll



WWW.PRINTABLEFORALL.WORDPRESS.COM

BY: CUSTOM  
PRINTABLES  
FOR ALL

Grown-Up's Guides

Yoto MYO Card Interactive

Scavenger Hunt Audio MP3s

Scavenger Hunt Cards

Matching MYO Card Label

Direction 'Hint' Arrow Markers

Fun Coupons

Coloring Pages

Trivia Tokens

Sensory Activity Checklist

Word Search

Matching Bracelets

# TABLE OF CONTENTS

1: GROWN-UP'S GUIDES	.... 3, 4, 5
2: SCAVENGER HUNT CARDS	..... 6, 7
3: MATCHING MYO CARD LABEL	..8
4: DIRECTION ARROW MARKERS	.... 9-11
8: FUN COUPONS	... 12, 13
9: COLORING PAGES	... 14-17
11: TRIVIA TOKENS	.. 18, 19
12: SENSORY ACTIVITY CHECKLIST...	20
13: WORD SEARCH	.. 21, 22
14: MATCHING BRACELETS	.. 23-25





## GROWN UP'S SCAVENGER HUNT GUIDE PART 1

Thank you so much for downloading this special edition of my Yoto MYO Scavenger Hunt & Activities bundle! Here's how to play:

- 1: Scavenger Hunt Audio MP3s - Add these MP3s onto a Make Your Own card to complete the scavenger hunt. You're welcome to create your own recordings to go along with my materials if you'd prefer!
- 2: Scavenger Hunt Cards - Hide these cards according to the instructions (see pages 4 & 5). You can place them inside hollow Easter eggs, envelopes, mini gift bags, wrapping paper, gift card holders, baby socks, etc.. The MYO card content will direct the explorer on where to find the next card! Blanks included to create your own.
- 3: Scavenger Hunt MYO Card Label Design - Included with this bundle is a free MYO Card label design! Link your scavenger hunt MP3s to a MYO card, print label on sticker paper, cut out, and apply, OR print on regular paper, cut, and tape.
- 4: Direction 'Hint' Arrow Markers - When hiding your scavenger hunt cards, you may want to add hints as to their location. I've created some 'hint' markers that you're free to use to direct little ones to expertly hidden treasure. You can tape, tack, or string these to walls, floors, ceilings, fences, trees, bushes, etc., or you can tape wooden skewers, chop sticks, or popsicle sticks to the back of them to stick into the ground, flower pots, or other squishy areas. Blanks included to create your own.
- 5: Fun Coupons - These 'coupons' can be used any way you like - hide them along with the scavenger hunt hints, give one out once a day, wrap them as gifts - whatever you like! Blanks included to create your own.
- 6: Coloring Pages - Spark up some creativity with Yoto-themed coloring pages!
- 7: Trivia Tokens - These trivia tokens are meant to be printed double-sided so the answers print right on the back, or they can be printed as two different sheets to be taped or glued back to back. Tip - if taping/gluing, adhere the two sheets together first, then cut out the circles and they're already stuck together! Like the coupons, feel free to hide these along the scavenger hunt or leave them around the home to be discovered and enjoyed!
- 8: Sensory Activity Checklist - This one is sure to keep the explorers busy for a while! Use all senses available to check off different activities representing each of 7 senses.
- 9: Word Search - Find all the Yoto words in this word search! The answer sheet is included.
- 10: Matching Bracelets - Add a fun touch to the day and wear matching bracelets! There's one for everyone! Different sizes included. Blanks available to create your own.



## GROWN UP'S SCAVENGER HUNT GUIDE PART 2

*Get ready for some Yoto MYO Scavenger Hunt Fun!*

- 1: Link the provided MP3s to a MYO card, or write your own riddles, record, and use my materials.*
- 2: If you'd like to, grab the included label design to decorate your MYO card with. Print it on regular printer paper, trace a MYO card on it, cut, and tape on the card. Or print on sticker paper.*
- 3: Decide what materials you'd like to include on your scavenger hunt - scavenger hunt cards, direction 'hint' arrow markers, fun coupons, and/or trivia tokens.*
- 4: Choose what vessel you would like to hide the scavenger hunt treasures in.*
- 5: Select which other activities from the bundle besides the scavenger hunt you'd like to participate in.*
- 6: Print your chosen scavenger hunt supplies and activities. Some materials work better printed on cardstock, so be sure to separate what you'll be printing by paper type if you have more than one.*
- 7: Cut out and/or glue any pieces that require it, and tape/glue any sticks to materials as specified. Feel free to involve any explorers who are interested (and supervised) in this step!*
- 8: Once your materials are all prepared, explain them to your explorers when you're ready!*
- 9: To complete the scavenger hunt, simply insert your new MYO card into a Yoto Player or Yoto Mini, follow the instructions, and pause the track once each instruction is read and you hear the chime.*
- 10: Once the first treasure is found, un-pause the track and allow the next track to play and instruction to be read.*
- 11: Repeat this process until all scavenger hunt treasures have been discovered!*

*If the explorer is struggling with finding any of the treasures, give hints to help, and/or feel free to carry around the Direction 'Hint' Arrow Markers to give non-verbal hints. Whichever is more fun!*



## GROWN-UP'S SCAVENGER HUNT GUIDE PART 3

### Scavenger Hunt MP3 Transcript & Answers

- 1: Start at the place where you put dishes, with a faucet and drain and water that swishes (Kitchen Sink)
- 2: Tall and strong, most homes have a front one of me, and when you want to go through, you may need a key. (Front Door)
- 3: When you're hungry, pop in some bread, I brown it just right so you can be fed. (Toaster)
- 4: As I dry I do get wetter, after you bathe I make you feel better! (Bath Towel)
- 5: I stand on four legs but don't have feet, when you're in the living room you can have a seat. (Living Room Chair)
- 6: I heat up your food so it tastes just right, especially if we had cooked it on a previous night. (Microwave)
- 7: I make a drink that comes out black and hot, you can add cream and sugar if that's what you've got. (Coffee Maker)
- 8: When you're ready to bake or cook your food, pre-heat me so I'm in the right mood! (Oven)
- 9: I spin very fast to cool down a room, if a balloon gets caught in me it's going to go 'BOOM!' (Fan)
- 10: This is the place you rest your head, when you're lying down and dreaming in bed. (Pillow)
- 11: You pack away your things in me and then zip, we might be going to school or on a trip! (Backpack)
- 12: When you look at your face it looks back at you, I'm the place where you check your outfit and hairdo! (Mirror)
- 13: I'm where you say "scrub-a-dub-dub", the place where you can bring a toy boat or toy sub. (Bathtub)
- 14: If you want your food safe and to stay cold, use me or else it will mold! (Refrigerator)
- 15: When you want to relax you can sit on me, I'm nice to stretch out on, I think you'll agree! (Couch)
- 16: You brush your teeth in this room since it likely has a mirror, so you can see the work you're doing so much clearer! (Bathroom)

# YOTO MYO CARD SCAVENGER HUNT & ACTIVITIES

@PrintableForAll



with  
Mrs. Angelique!

Custom Printables  
FOR ALL

DO A SOMERSAULT  
OR HANDSTAND!



RUN IN PLACE FOR  
1 MINUTE!



HOP LIKE A BUNNY!



DO 10 JUMPING  
JACKS!



SING YOUR  
FAVORITE SONG!



GIVE A FIST BUMP!



TELL A FUNNY  
JOKE!



MAKE A SUPER  
SILLY FACE!



JUMP UP AND  
DOWN 5 TIMES!



SPIN AROUND 3  
TIMES!



GIVE SOMEONE A  
HIGH FIVE!



GALLOP LIKE A  
HORSE!



DO A LITTLE  
DANCE!



OINK LIKE A PIG!



PAT YOUR HEAD AND  
RUB YOUR BELLY!



SKIP AROUND FOR 1  
MINUTE!




# YOTO MYO CARD SCAVENGER HUNT & ACTIVITIES

@PrintableForAll



with  
Ms. Angelique!

Custom Printables  
FOR ALL



## SCAVENGER HUNT MYO CARD LABEL DESIGN

*Just print, trace, cut, & apply!*



Start Here!

finish!

! ! ! ! ! ! ! ! ! !


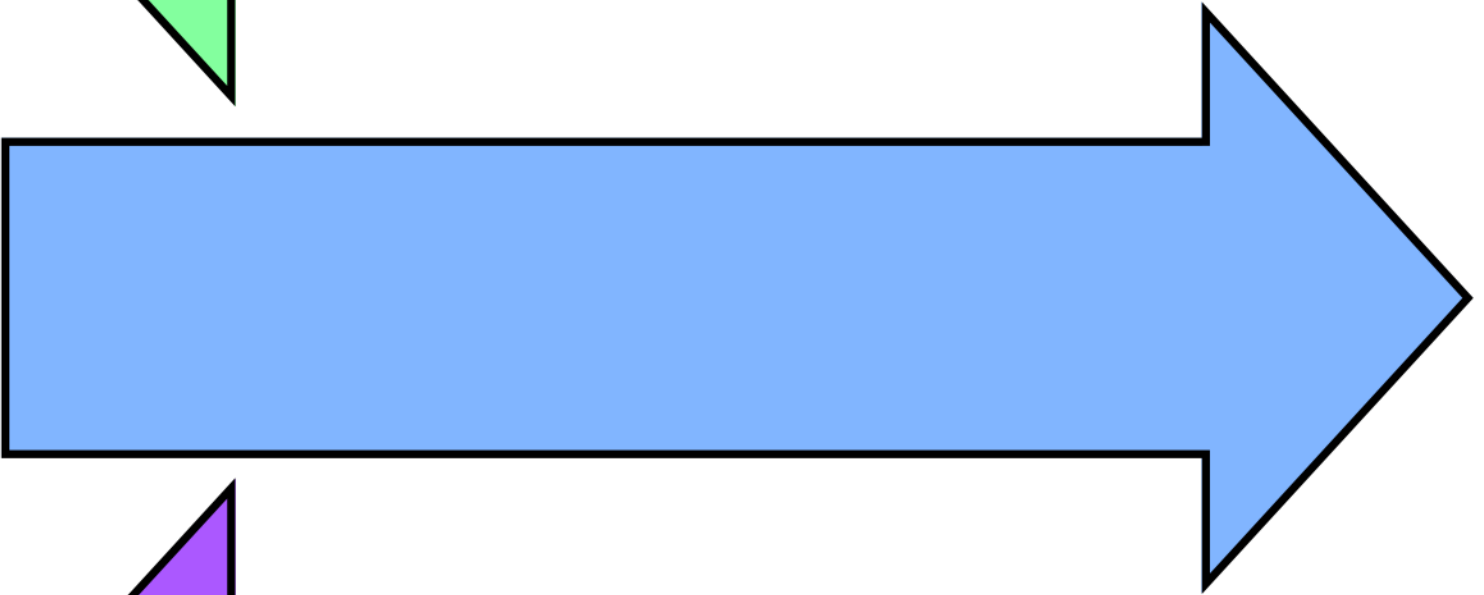


That Way!

Almost There!

This Way!

Getting Warmer!

Follow Me!





Stay up 15 minutes late!

Extra book or story!



Special dessert!

Extra 15 minutes 1-on-1 time with anyone you choose!



Breakfast for dinner!



Any game of your choice!

Any activity of your choice!



A special surprise!


# YOTO MYO CARD SCAVENGER HUNT & ACTIVITIES

@PrintableForAll



with  
Ms. Angelique!

Custom Printables  
FOR ALL



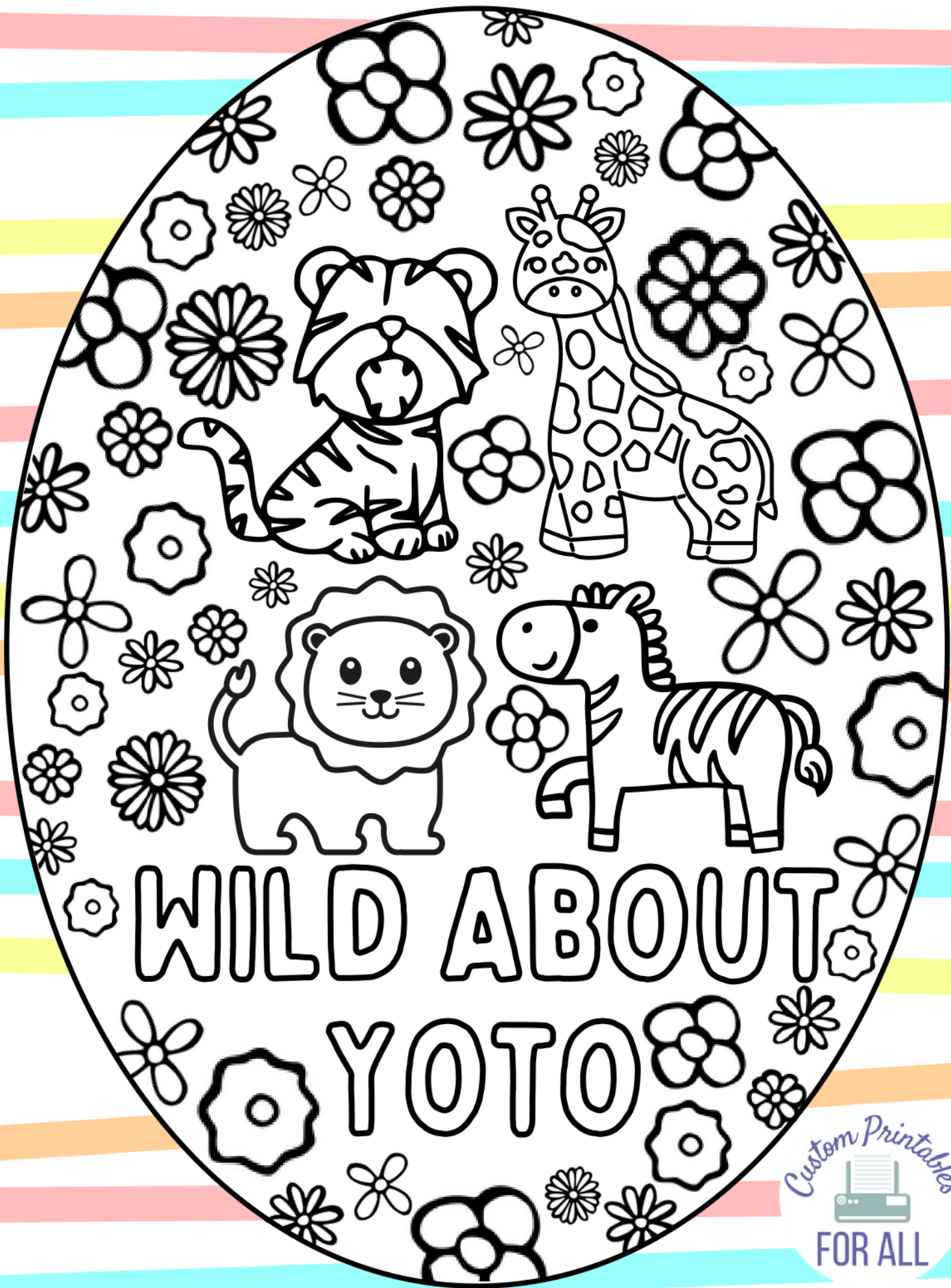


**FOLLOW YOUR  
IMAGINATION**

*Custom Printables*  
  
**FOR ALL**







# YOTO MYO CARD SCAVENGER HUNT & ACTIVITIES

@PrintableForAll



with  
Ms. Angelique!

Custom Printables  
FOR ALL

FRONT

WHAT YEAR WAS THE CONCEPT OF A YOTO FIRST DISCUSSED?

HOW MANY GENERATIONS OF THE YOTO PLAYER HAVE THERE BEEN?

WHAT IS THE NAME OF THE OFFICIAL YOTO FACEBOOK GROUP?

WHAT MONTH AND YEAR WAS YOTO SPACE OFFICIALLY LAUNCHED TO THE PUBLIC?

WHAT ARE THE NAMES OF THE 2 FOUNDERS OF YOTO?

WHAT IS JAKE'S LAST NAME?

WHICH FAMOUS MUSICIAN BECAME AN INVESTOR IN YOTO?

THE NAME OF JAKE'S PODCAST IS CALLED WHAT?

THE YOTO PLAYER LIGHTS UP IN HOW MANY DIFFERENT COLORS?

WHAT IS THE PIXEL SIZE OF THE YOTO PLAYER DISPLAY?

WHICH 2 FOOD-SAFE PLASTICS ARE YOTO CARDS MADE FROM?

THIS EDUCATOR WAS PART INSPIRATION BEHIND CREATING THE YOTO PLAYER

# YOTO MYO CARD SCAVENGER HUNT & ACTIVITIES

@PrintableForAll



with  
Ms. Angelique!

Custom Printables  
FOR ALL

BACK

YOTO  
COMMUNITY

3

2015

HARRIS

BEN & FILIP

MARCH  
2023

7

YOTO  
DAILY

SIR PAUL  
MCCARTNEY

MARIA  
MONTESSORI

ABS &  
PETG

16X16



# 7 Senses

## SENSORY ACTIVITY CHECKLIST

USE ANY AND ALL SENSES YOU HAVE TO COMPLETE THE FOLLOWING ACTIVITIES!  
DON'T FORGET TO USE YOUR OTHER SENSES AS STRENGTHS SHOULD YOU NOT HAVE ALL 7.

### Sight

(VISION)

- FIND A PICTURE OF A FAMILY MEMBER
- LOOK FOR 3 ITEMS OF DIFFERENT COLORS

### Taste

(GUSTATION)

- ASK A GROWNUP FOR A SPICE TO TASTE
- FIND ONE GREEN FOOD TO TASTE

### Hearing

(AUDITION)

- LISTEN FOR ANY ANIMAL SOUNDS
- CAN YOU HEAR THE SIZZLE OR SOUND OF FOOD BEING PREPARED?

### Smell

(OLFACTION)

- SMELL A VEGETABLE, EITHER COOKED OR RAW
- FIND 2 FLOWERS, PLANTS, OR TREES TO SMELL

### Touch

(SOMATOSENSORY)

- WHAT DOES THE GROUND FEEL LIKE?
- CAN YOU FEEL ANY WIND AGAINST YOUR FACE OUTSIDE?

### Vestibular

(BALANCE)

- WALK 15 STEPS ON YOUR TIPTOES
- BALANCE ON ONE LEG FOR 30 SECONDS

### Proprioception

(MOVEMENT)

- THROW, CATCH, OR SQUEEZE A BALL
- TOUCH BOTH INDEX FINGERS TO YOUR NOSE

# yoto Word Search

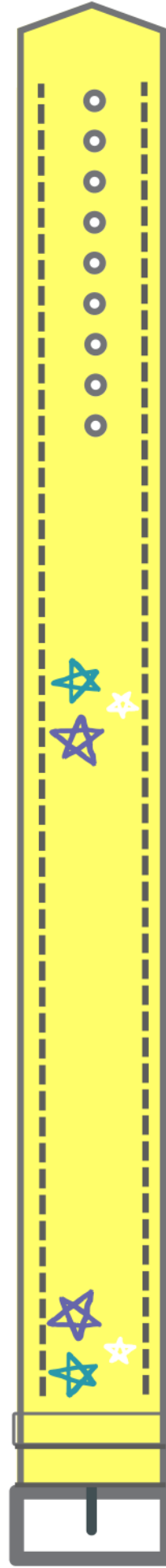
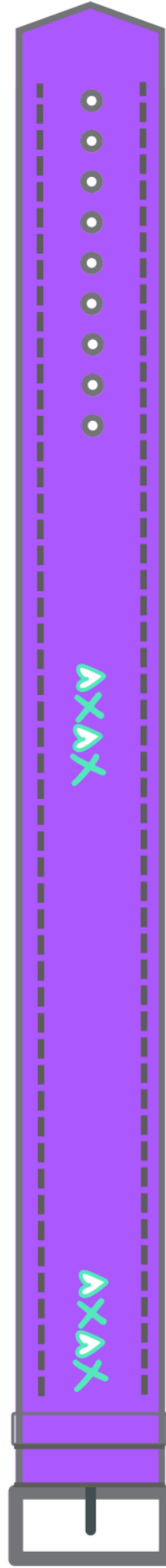

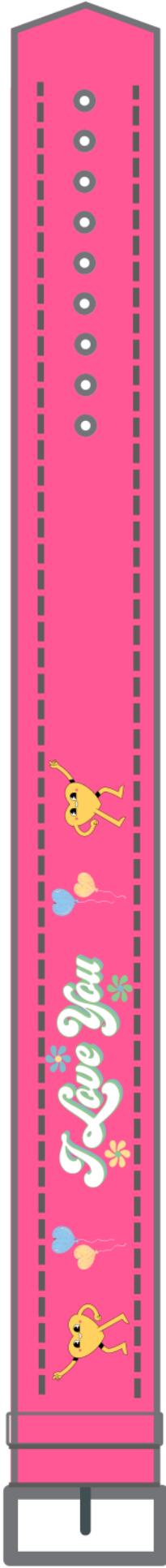
E S C A V E N G E R Z K Q B P K P U N E  
 P B I M S A N G E L I Q U E W V I A Y E  
 P L A Y I I M P M I S F L H I V N M A D  
 B M A K E Y O U R O W N G L L Y A Z S T  
 I I N Y P R W E U C X B K L G J X R L Z  
 B U H U N T M X V U I B M Y O S G F O A  
 I E X P L O R E R S W I Y V F V Z U T D  
 K P X I A U Y D U T F E O G A K E V M U  
 R B N G F C E U G O Y Y M R N I E E B W  
 Z W U R E U T Q P M K K O T R G W X E A  
 Y C Y D H E Q I G P I B M T Q T H H I A  
 O O O S D Q P J V R Q D M S O H F K A D  
 O L T V H I Z W D I Q U J W N M L H B V  
 W O Z O M V E S F N T S Z K A L I Y U E  
 X R L T S O G S L T N I R Q T U Y N D N  
 Q I L G R P P Z V A W U E A U G B F I T  
 U N J U T I A Q N B G G D S R K Z U F U  
 G G F R I C V C L L Y O T O E B Z N F R  
 N L T G H B I I E E Z S E N S O R Y E E  
 U F H R S U R U A S A P R T T N E L S K

customprintables	make your own	msangelique	love
adventure	yotospace	activities	yoto
yotomini	coloring	scavenger	trivia
buddies	sensory	explorer	play
hunt	nature	fun	myo

# yoto Word Search Answers



- |                  |               |             |        |
|------------------|---------------|-------------|--------|
| customprintables | make your own | msangelique | love   |
| adventure        | yotospace     | activities  | yoto   |
| yotomini         | coloring      | scavenger   | trivia |
| buddies          | sensory       | explorer    | play   |
| hunt             | nature        | fun         | myo    |



# YOTO MYO CARD SCAVENGER HUNT & ACTIVITIES

@PrintableForAll



with Ms. Angelique!



# YOTO MYO CARD SCAVENGER HUNT & ACTIVITIES

@PrintableForAll



with  
Ms. Angelique!

