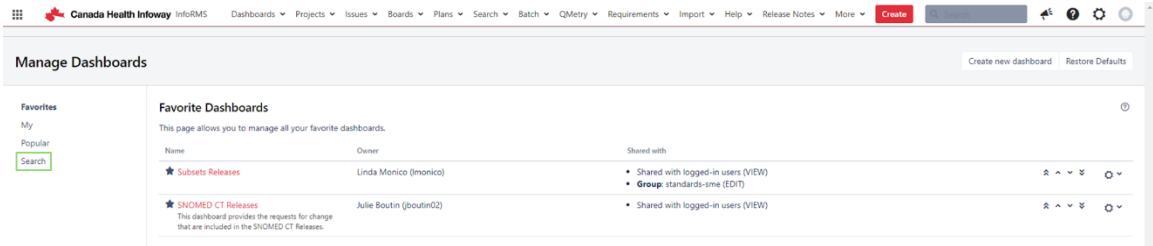


Instructions to Add Immunization RFC Dashboard to Your Favourites

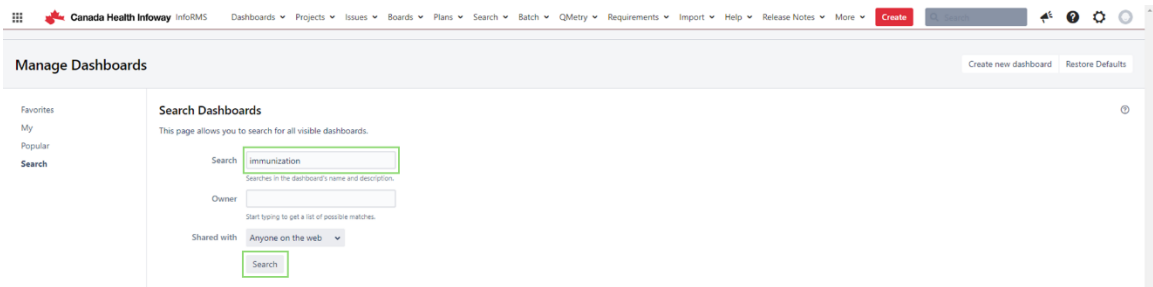
1. Go to <https://infocentral.infoway-inforoute.ca/en/tools/collaboration-tools/informs>.
2. Under the SNOMED CT section, click **Login to submit or follow requests to SNOMED CT**.
3. Once you have signed in, mouse over **Dashboard** on the top navigation and click **Manage Dashboards**.



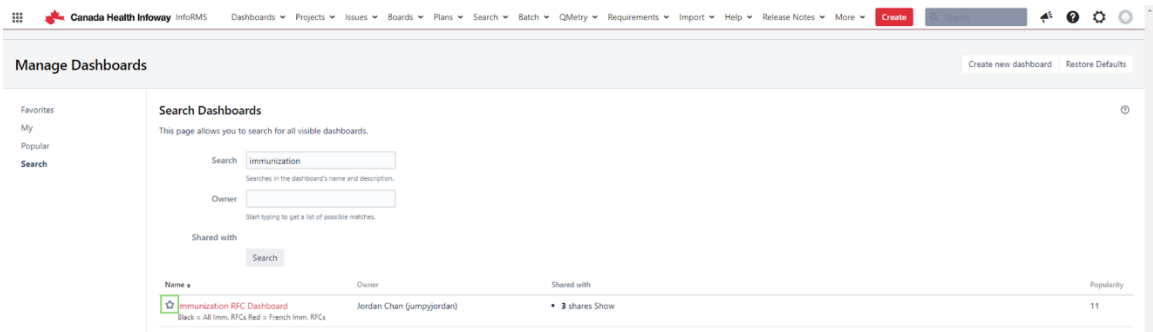
4. By default, it will take you to the **Favourite Dashboards** page. On the left panel, click **Search**.



5. In the **Search** box, type **immunization** and click **Search**.



6. When the search results are displayed, click on the star next to **Immunization RFC Dashboard**.



7. The Immunization RFC Dashboard will now appear on your top navigation. Mouse over **Dashboard** on the top navigation and click **Manage Dashboards**.

